

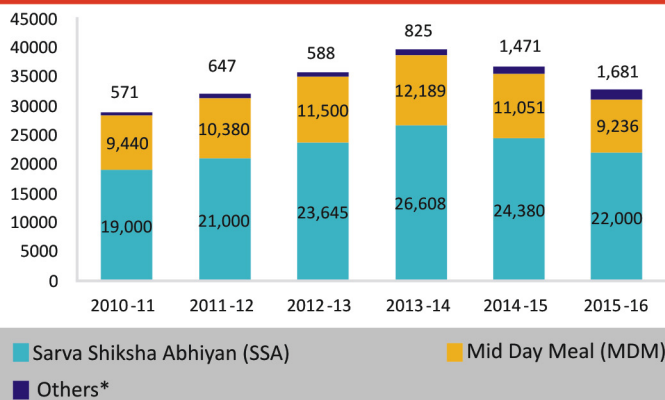
# Elementary Education and Sarva Shiksha Abhiyan

## ELEMENTARY EDUCATION (EE)

The Right to Free & Compulsory Education (RTE) Act 2009 aims to provide a justiciable legal framework that entitles all children between the ages 6-14 years free and compulsory admission, attendance and completion of elementary education. It provides for children's right to an education of equitable quality, based on principles of equity and non-discrimination.

## HOW DOES GOI FUND EE?

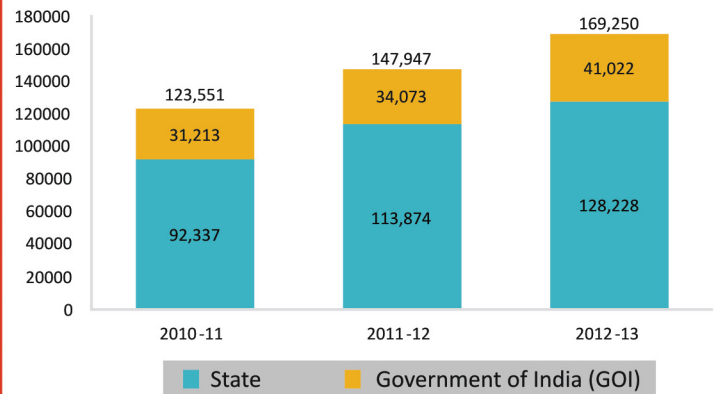
### Break up of total Elementary Education Budget (crores ₹)



\*Includes Mahila Samakhya, Teacher Training Institutions, National Bal Bhawan and Scheme for providing Education to Madrasas/Minorities

Source: India Budget

### Public Expenditure on Elementary Education (crores ₹)

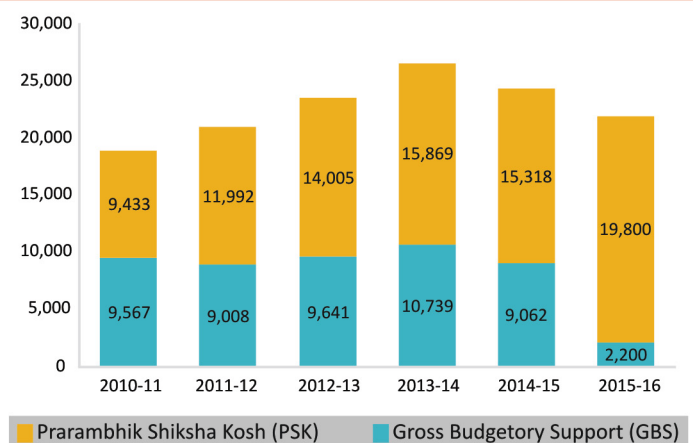


Source: MHRD, Analysis of Budgeted Expenditure for Education (various years)

### Sarva Shiksha Abhiyan (SSA)

is GOI's flagship elementary education programme. Launched in 2001, it aims to provide universal primary education to children between the age of 6 to 14 years. SSA is now the primary vehicle for implementing RTE act. SSA accounts for 67% of the total elementary education budget. In FY 2015-16, GOI has allocated 22,000 Cr. to SSA.

### Trends over time for cess: Prarambhik Shiksha Kosh (crores ₹)



Source: India Budget

There are two main sources of GOI funding for EE

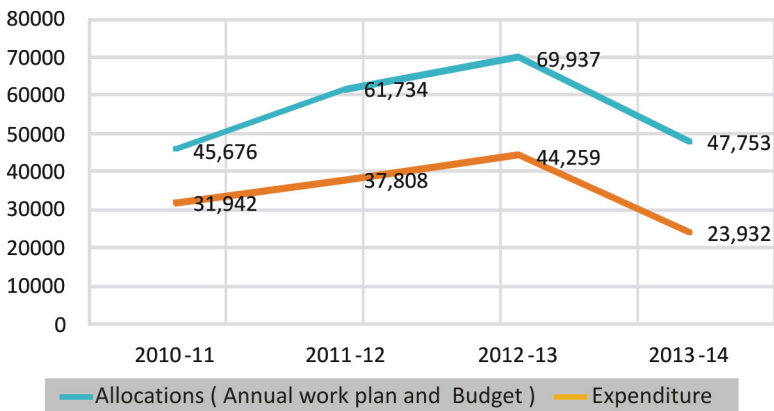
- 1) GOI support to the central plan known as Gross Budgetary Support and
- 2) Prarambhik Shiksha Kosh- 2% cess as a tax on tax paid by the public

In FY 2015-16 **90%** of funds for SSA will come from PSK.

# ABOUT SARVA SHIKSHA ABHIYAN

## How much is allocated and spent in SSA?

Annual Budgets approved and spent (crores ₹)



Source: SSA Portal, Joint Review Mission (various years)

SSA allocations to state are based on annual work plan and budget (AWP&B) submitted by state governments. State level allocations are finalised after negotiations with GOI.

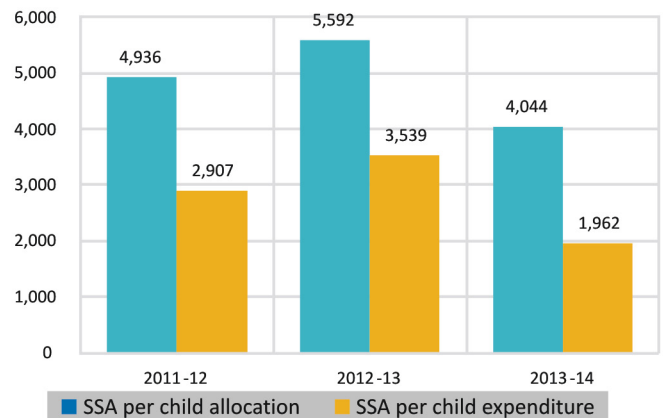
From 2010-14 funding was shared between GOI and States in a **65:35** ratio

## How much is allocated and spent on per child under SSA?

Per-student SSA allocations: Per-student SSA allocations (including GOI and state share) are calculated by dividing the total allocations by the number of children enrolled in government.

Per-student SSA allocations vary across states.

Total SSA per child allocation and expenditure (₹)

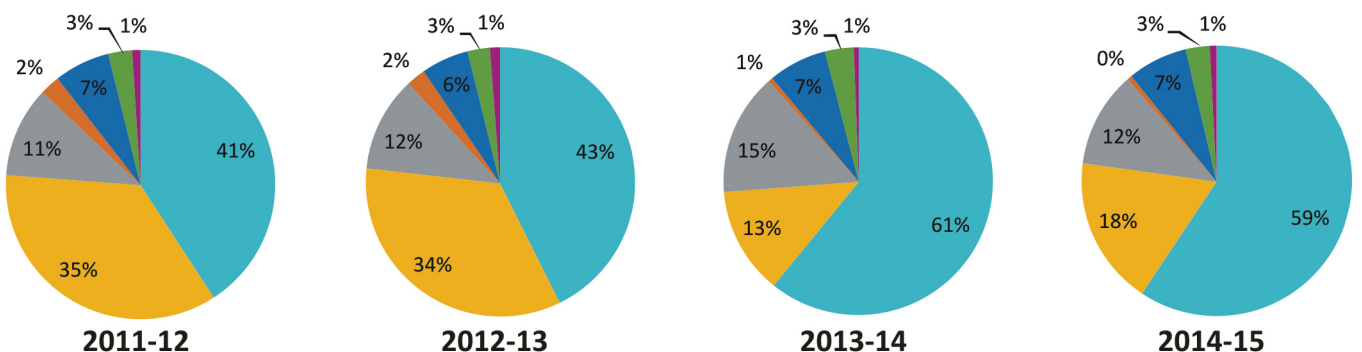


Source: SSA Portal, Joint Review Mission, DISE State Report Cards

## How are SSA funds allocated?

The share of teacher component in total SSA budget has been increasing over the years from **35%** in 2011-12 to **59%** in 2014-15. In contrast, school infrastructure has been decreasing from **34%** to **18%**. Allocations on quality and school grants remains

Teachers School Children Quality Management School grants Misc



Source: SSA Portal, PAB Minutes (various years)

Note: Figures have been rounded up and thus may not add up to exactly 100