

## Milestone Volume

# BUDGET BRIEFS

Vol 15/Issue 3

## Jal Jeevan Mission (JJM) GoI, 2023-24

**Jal Jeevan Mission (JJM)** is Government of India's (GoI's) rural drinking water programme to provide functional tap connections to every household for drinking, cooking, and other domestic needs on a sustainable basis by 2024. It subsumes the National Rural Drinking Water Programme (NRDWP).

This brief uses government data to report on:

- GoI allocations, releases, and expenditures;
- Component-wise trends;
- Progress on coverage; and
- *Paani Samitis* for Operations and Maintenance (O and M).

**Cost share and implementation:** Fund sharing ratios between GoI and states vary as per components. For 'Coverage', funds are shared in a 50:50 ratio. For 'Support Activities' and 'Water Quality Management System', the ratio is 60:40. For states in the North Eastern Region (NER) and Himalayan states, the ratio is 90:10.

### HIGHLIGHTS

₹ 97,278 cr

GoI allocations for Ministry of Jal Shakti (MJS) in FY 2023-24

₹ 70,000 cr

GoI allocations for JJM in FY 2023-24

### SUMMARY & ANALYSIS

- For the Financial Year (FY) 2023-24, GoI has allocated ₹70,000 crore to Jal Jeevan Mission (JJM) - a 27 per cent increase over the previous year's Revised Estimates (REs) which stood at ₹55,000 crore.
- There are differences, however, between GoI allocations as per the Union budget and those reported in the JJM Management Information System (MIS). In FY 2022-23, while REs stood at ₹55,000 crore, the MIS reports ₹1,00,753 crore, nearly double as on 1 January 2023.
- Pace of fund utilisation is high. In FY 2022-23, till 1 January 2023, 66 per cent of total available GoI funds had been spent, compared to 57 per cent for full FY 2021-22.
- As on 1 January 2023, more than a year away from its completion in 2024, 7.56 crore or 47 per cent rural households had been provided new Functional Household Tap Connections (FHTCs).
- However, not all FHTCs are functional. According to the Functionality Assessment of Household Tap Connections 2022 Report, only 62 per cent of the households surveyed had overall functionality.
- *Paani Samitis* play an important role in Operations and Maintenance. While the MIS reports 76 per cent of villages had *Paani Samitis* as on 1 January 2023, the survey found them only in 38 per cent of villages.

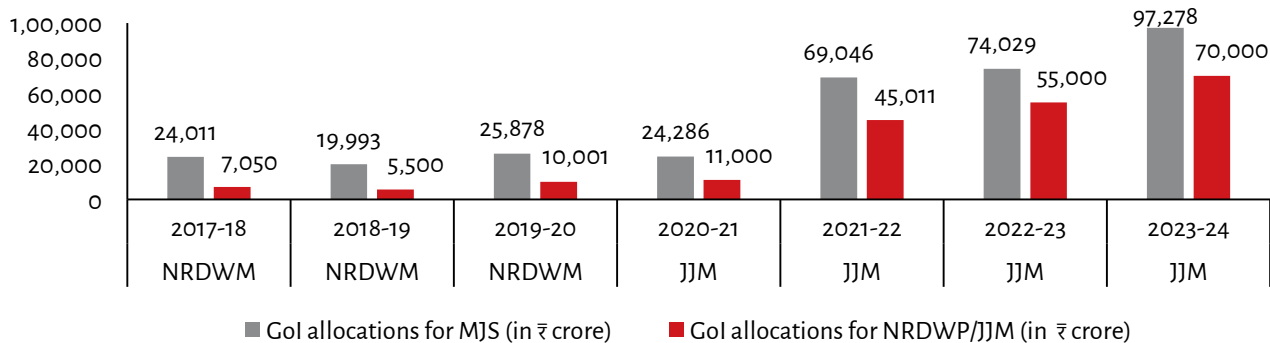
- On 15 August 2019, the Government of India (GoI) launched the Jal Jeevan Mission (JJM), a flagship scheme to provide water supply through Functional Household Tap Connections (FHTCs) to every rural household at a capacity of at least 55 litres per capita, per day (lpcd) by 2024. It is implemented by the Department of Drinking Water and Sanitation (DDWS) under the Ministry of Jal Shakti (MJS).
- JJM restructures and subsumes the National Rural Drinking Water Programme (NRDWP) and is a decentralised, demand-driven, community-managed water supply programme with an aim to 'leave no one behind' (LNOB).
- The broader objectives of the JJM are:-
  - **Providing FHTC to 19.4 crore rural households and village institutions:** Ensuring and monitoring adequate quantity of potable water, of prescribed quality, with adequate pressure, on a regular and long-term basis in all rural households and public institutions like schools, Anganwadi Centres (AWCs), Ashramshalas (tribal hostels), Gram Panchayat (GP) buildings, health centres, wellness centres, and community buildings.
  - **Prioritising quality-affected villages:** Provision of FHTCs in quality-affected areas and villages in drought-prone and desert areas.
  - **Community-owned and driven Operations and Maintenance (O and M):** Empowering and upskilling the village community in meeting the short-term and long-term demands of construction, plumbing, managing and monitoring water quality, water treatment, spreading awareness, other O and M, etc.
  - **Institutional reforms:** Strengthening State Water and Sanitation Missions, and District and Village-level Water and Sanitation Committees, which are responsible for decentralised implementation.
  - **Source sustainability and grey water management:** Promote rainwater harvesting, groundwater recharge, and other water conservation measures along with reusing and recycling waste water. These measures are taken in convergence with the Mahatma Gandhi National Rural Employment Guarantee Scheme (MGNREGS), and grants under the Finance Commission (FC).
  - **Empowering women:** The Mission plans to empower women through involving them in planning, decision-making, implementation, monitoring, and O and M of the Mission at the village-level.

## TRENDS IN OVERALL GOI ALLOCATIONS

### Allocations

- JJM is the largest scheme of MJS, accounting for 72 per cent of the Ministry's budget for FY 2023-24. For FY 2023-24, ₹70,000 crore has been allocated to JJM in the Budget Estimates (BEs). This is 27 per cent higher than the previous year's Revised Estimates (REs).
- Allocations, however, remain slightly lower than the estimated budget. For the five-year period of 2020-24, the estimated budget for JJM was set as ₹3.6 lakh crore. Of this, GoI's share was ₹2.08 lakh crore or 58 per cent. Cumulatively, till FY 2023-24, GoI has allocated ₹1.91 lakh crore or 92 per cent of its share.
- There are differences between GoI allocations as per the Union budget and those reflected in the JJM Management Information System (MIS). As on 1 January 2023, in FY 2022-23, GoI share as per the MIS stood at ₹1,00,753 crore, which was ₹45,753 crore or 45 per cent more than the REs in the Union budget.
- This difference could be due to the fact that, as per scheme guidelines, funding for JJM is to come from multiple sources including Extra Budgetary Resources (EBRs), funds through convergence with other schemes like MGNREGS and Compensatory Afforestation Fund (CAMPA) used to create sustainable water resources, and Members of Parliament and Members of Legislative Assembly funds for Local Area Development (MPLADs and MLALADs) for the development of village-level infrastructure.

## GOI ALLOCATION FOR JJM IN FY 2023-24 INCREASED BY 27%



**Source:** Union Expenditure Budget, Volume 2, MJS for FY 2017-18 to FY 2023-24. Available online at: <https://www.indiabudget.gov.in>. Last accessed on 1 February 2023.

**Note:** Figures are in crores of Rupees and are Revised Estimates (REs), except for FY 2023-24 which are Budget Estimates (BEs).

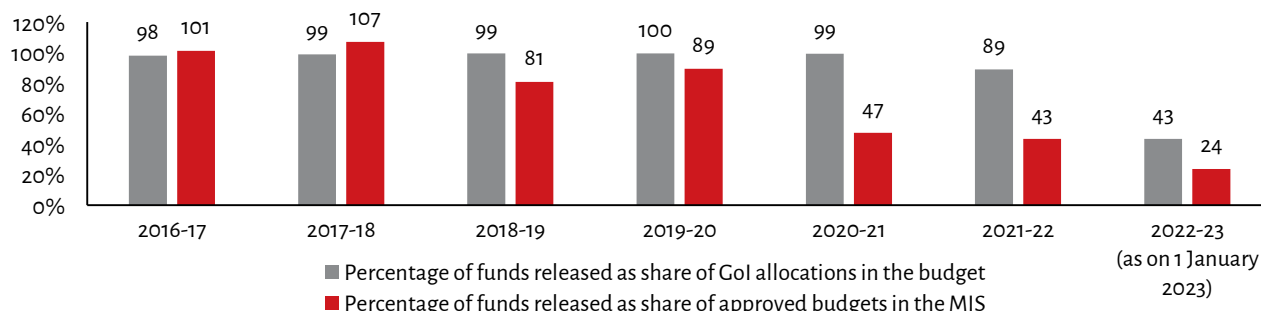
- JJM is also meant to be funded through the 'Rashtriya Jal Jeevan Kosh', which mobilises and accepts contributions from individual donations, trusts, foundations, and Corporate Social Responsibility (CSR). Funds for JJM are also available through the 15<sup>th</sup> Finance Commission (15<sup>th</sup> FC) grants to Rural Local Bodies (RLBs). For instance, 60 per cent of the total allocated grant to RLBs, i.e. ₹1.42 lakh crore, is to be spent on 'water supply and sanitation'; particularly for drinking water supply, rainwater harvesting and water recycling, maintenance of sanitation, and open defecation free (ODF) status.

## TRENDS IN STATE-WISE RELEASES AND EXPENDITURES

### Releases

- State-wise allocations and releases are based on State Action Plans (SAPs) and Annual Action Plans (AAPs) submitted by states to the DDWS. SAPs are an aggregation of activities to be undertaken through bottom-up planning, starting at the village-level with the formation of a Village Action Plan (VAP). This is then collated into a District Action Plan (DAP) and further into a SAP. The AAP includes an estimation of financial requirements for the proposed activities, and this is submitted online each year in February through the Integrated Management Information System (IMIS).
- Once SAPs are approved, state-wise GoI shares to be released are determined using a formula. This takes into account the rural population as per the latest Census report, proportion of Scheduled Castes (SCs) and Scheduled Tribes (STs), and weightage given to hilly states, drought-prone areas, and water quality-affected habitations.
- Data on releases and expenditures, including the EBR, are publicly available only for GoI's share. Since the scheme was started in FY 2019-20, a comparison has been made with the erstwhile NRDWP.
- Release of funds by GoI has been benchmarked against both GoI allocations and GoI approved shares as per the MIS. As a proportion of allocations, release of funds has been high. In FY 2020-21, 99 per cent was released. This decreased to 89 per cent in FY 2021-22, but could be due to the COVID-19 pandemic. In contrast, releases as a proportion of approved GoI share has been low. In FY 2020-21, 47 per cent of GoI approved share was released. This decreased further to 43 per cent in FY 2021-22. Using both metrics, release of funds has been slow in FY 2022-23.
- In FY 2022-23, till 1 January 2023, ₹23,862 crore or 43 per cent of the REs had been released. As a proportion of approved budget, releases were only 24 per cent.
- Information on state-wise approved is only available in the MIS. Among large states, Himachal Pradesh, Gujarat, Chhattisgarh, Kerala, and Uttar Pradesh received at least half of their share till 1 January 2023.

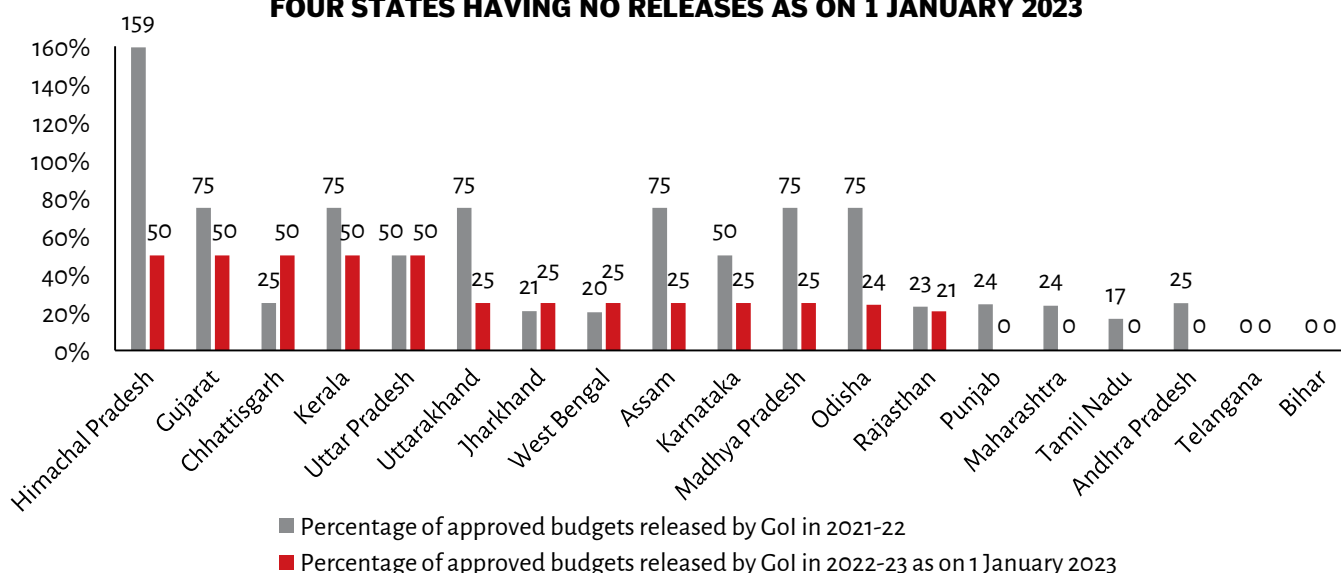
## IN 2022-23, 43% OF GOI ALLOCATIONS AND 24% OF GOI APPROVED SHARE HAD BEEN RELEASED TILL THE LAST QUARTER



**Source:** (1) JJM IMIS system. Financial Progress. Format D1- State-wise Allocation, Release, and Expenditure. Available online at: [https://ejalshakti.gov.in/IMISReports/Reports/Financial/rpt\\_RWS\\_StatewiseAllocationReleaseExpenditure\\_S.aspx?Rep=o&RP=Yhttps://ejalshakti.gov.in/IMISReports/Reports/Financial/rpt\\_RWS\\_StatewiseAllocationReleaseExpenditure\\_S.aspx?Rep=o&RP=Y](https://ejalshakti.gov.in/IMISReports/Reports/Financial/rpt_RWS_StatewiseAllocationReleaseExpenditure_S.aspx?Rep=o&RP=Yhttps://ejalshakti.gov.in/IMISReports/Reports/Financial/rpt_RWS_StatewiseAllocationReleaseExpenditure_S.aspx?Rep=o&RP=Y). Last accessed on 1 January 2023. (2) Union Expenditure Budget, Volume 2, MJS for FY 2017-18 to FY 2023-24. Available online at: <https://www.indiabudget.gov.in>. Last accessed on 1 February 2023.

- Punjab, Tamil Nadu, Andhra Pradesh, Maharashtra, Telangana, Goa, and Bihar had not received any funds from GoI in FY 2022-23 as on 1 January 2023.
- In fact, Telangana and Bihar had not received funds even in the previous FY 2021-22. Both states have state schemes such as Mission Bhagirata in Telangana and Har Gal Nal Ka Jal Yojana in Bihar, with similar objectives to that of JJM. These schemes could be causing fluctuations in seeking and spending funds from JJM.

## ALL STATES RECEIVED LESS THAN THEIR APPROVED SHARE WITH FOUR STATES HAVING NO RELEASES AS ON 1 JANUARY 2023



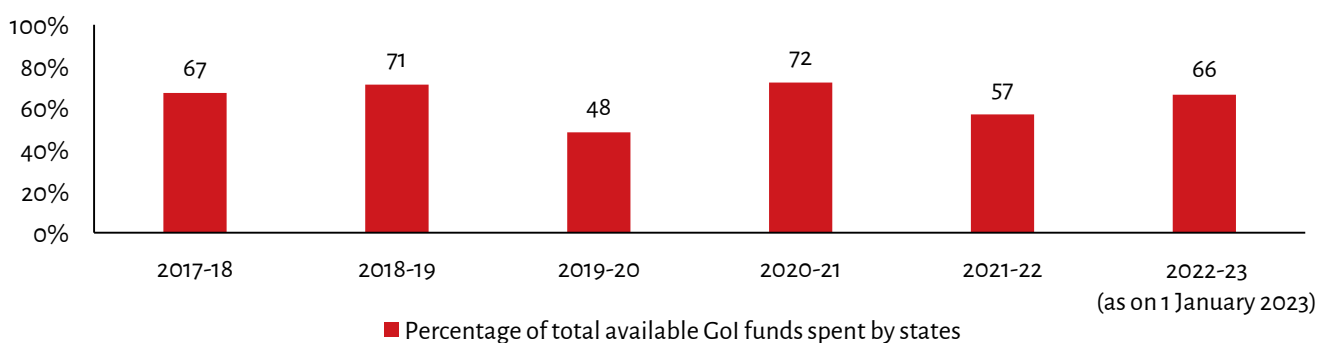
**Source:** JJM IMIS system. Financial Progress. Format D1- State wise Allocation, Release and Expenditure. Available online at: [https://ejalshakti.gov.in/IMISReports/Reports/Financial/rpt\\_RWS\\_StatewiseAllocationReleaseExpenditure\\_S.aspx?Rep=o&RP=Yhttps://ejalshakti.gov.in/IMISReports/Reports/Financial/rpt\\_RWS\\_StatewiseAllocationReleaseExpenditure\\_S.aspx?Rep=o&RP=Y](https://ejalshakti.gov.in/IMISReports/Reports/Financial/rpt_RWS_StatewiseAllocationReleaseExpenditure_S.aspx?Rep=o&RP=Yhttps://ejalshakti.gov.in/IMISReports/Reports/Financial/rpt_RWS_StatewiseAllocationReleaseExpenditure_S.aspx?Rep=o&RP=Y). Last accessed on 1 January 2023.

## Expenditures

- Total available GoI funds to states in a given FY include opening balances, releases, and interest earned.
- In FY 2021-22, despite low releases (and thus low fund availability), only 57 per cent of funds available were spent, down from 72 per cent in FY 2020-21.

- Himachal Pradesh, Manipur, and Meghalaya were the only three states that utilised 100 per cent (or more) of their available funds in FY 2021-22.
- Pace of expenditure appears to be rising in FY 2022-23. Even though only 24 per cent of Gol's approved budget had been released in FY 2022-23 as on 1 January 2023, expenditures as a proportion of total Gol funds available stood at 66 per cent, more than the total share of expenditure in the previous full FY. In terms of quantum too, total expenditure till January 2023 stood at ₹28,662 crore. This is ₹3,149 crore more than the expenditure incurred for full FY 2021-22 which stood at ₹25,513 crore.

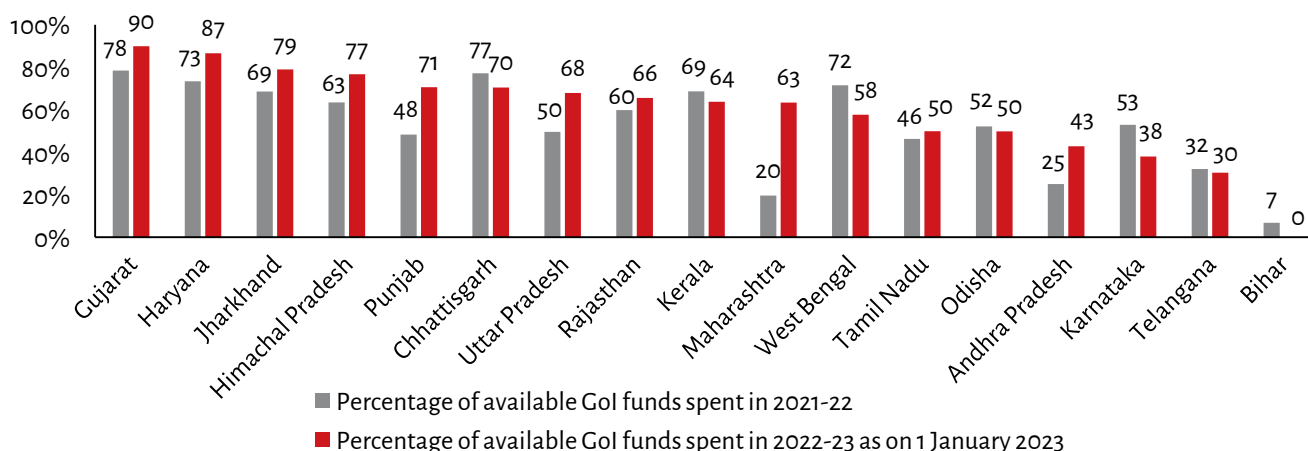
### 66% OF THE TOTAL AVAILABLE GOI FUNDS FOR JJM SPENT BY THE THIRD QUARTER OF 2022-23



**Source:** JJM IMIS system. Financial Progress. Format D1 - State wise Allocation, Release and Expenditure. Available online at: [https://ejalshakti.gov.in/IMISReports/Reports/Financial/rpt\\_RWS\\_StatewiseAllocationReleaseExpenditure\\_S.aspx?Rep=O&RP=Yhttps://ejalshakti.gov.in/IMISReports/Reports/Financial/rpt\\_RWS\\_StatewiseAllocationReleaseExpenditure\\_S.aspx?Rep=O&RP=Y](https://ejalshakti.gov.in/IMISReports/Reports/Financial/rpt_RWS_StatewiseAllocationReleaseExpenditure_S.aspx?Rep=O&RP=Yhttps://ejalshakti.gov.in/IMISReports/Reports/Financial/rpt_RWS_StatewiseAllocationReleaseExpenditure_S.aspx?Rep=O&RP=Y). Last accessed on 1 January 2023.

- In FY 2022-23, till January 2023, 15 states and two UTs had spent a higher proportion of their funds available than the previous full FY. These include, Gujarat (90 per cent), Haryana (87 per cent), Jharkhand (79 per cent), Himachal Pradesh (77 per cent), Punjab (71 per cent), Uttar Pradesh (68 per cent), Rajasthan (66 per cent), Maharashtra (63 per cent), Tamil Nadu (50 per cent), and Andhra Pradesh (43 per cent). Bihar had no expenditure by the end of the third quarter of FY 2022-23.

### MOST STATES SPENT MORE OF THEIR AVAILABLE FUNDS TILL 1 JANUARY 2023 COMPARED TO THE PREVIOUS FULL FY



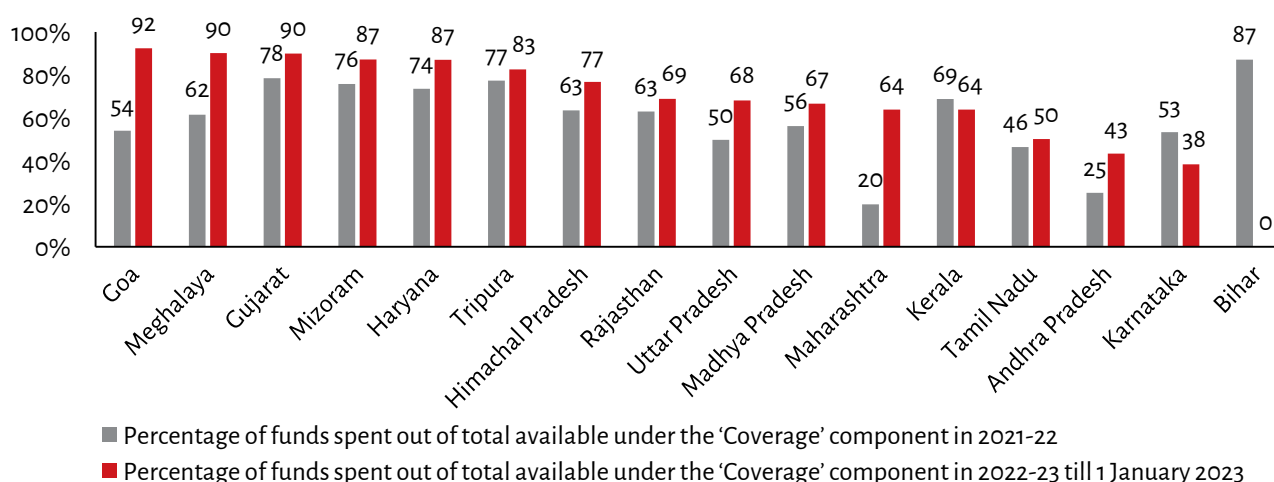
**Source:** JJM IMIS system. Financial Progress. Format D1 - State wise Allocation, Release and Expenditure. Available online at: [https://ejalshakti.gov.in/IMISReports/Reports/Financial/rpt\\_RWS\\_StatewiseAllocationReleaseExpenditure\\_S.aspx?Rep=O&RP=Yhttps://ejalshakti.gov.in/IMISReports/Reports/Financial/rpt\\_RWS\\_StatewiseAllocationReleaseExpenditure\\_S.aspx?Rep=O&RP=Y](https://ejalshakti.gov.in/IMISReports/Reports/Financial/rpt_RWS_StatewiseAllocationReleaseExpenditure_S.aspx?Rep=O&RP=Yhttps://ejalshakti.gov.in/IMISReports/Reports/Financial/rpt_RWS_StatewiseAllocationReleaseExpenditure_S.aspx?Rep=O&RP=Y). Last accessed on 1 January 2023.



## COMPONENT-WISE TRENDS

- Funds under JJM are given for three major components:-
  - **Coverage:** It is the biggest component of JJM and is used for infrastructure provision of FHTCs.
  - **National Water Quality Sub-Mission (NWQSM):** Launched in March 2017, the NWQSM aimed to provide safe drinking water to 27,544 arsenic and fluoride-affected habitations. States were given flexibility to allocate 10 per cent of their total allocations to habitations affected by chemical contaminants. The NWQSM was closed in March 2022. As per an RTI response from MJS dated 28 December 2022, 191 habitations were yet to receive potable drinking water.
  - **Japanese Encephalitis - Acute Encephalitis Syndrome (JE-AES):** Sixty high-priority districts across five states – namely Assam, Bihar, Tamil Nadu, Uttar Pradesh, and West Bengal – which are the most affected with JE-AES, have been identified by the Ministry of Health and Family Welfare (MoHFW). These states can allocate 0.5 per cent of Gol's share to install FHTCs in JE-AES affected districts. As on 1 January 2023, only 1.44 lakh households (or 49 per cent) of the 2.93 lakh households in the JE-AES districts had FHTC coverage.
- In FY 2022-23, all funds released for JJM are exclusively dedicated to the 'Coverage' component. The same pattern was observed in the last FY as well. Unspent opening balances from the previous FYs are carried over to FY 2021-22 and FY 2022-23 in the case of NWQSM and JE-AES components.
- In terms of expenditures, in FY 2022-23 as on 1 January 2023, six states have spent over 80 per cent of their available Gol funds for the 'Coverage' component. They include Goa (92 per cent), Gujarat (90 per cent), Meghalaya (90 per cent), Haryana (87 per cent), Mizoram (87 per cent), and Tripura (83 per cent).
- The high expenditure in Goa is surprising, since as per the MIS data, the state had achieved its target of all rural households with FHTCs in FY 2020-21 itself.
- On the other hand, six of the 37 states and UTs had spent less than half of their Gol funds available. Expenditures were the lowest in Bihar (0 per cent) and Puducherry (3 per cent).

### EXPENDITURE ON COVERAGE OUT OF FUNDS AVAILABLE WERE LOW IN SIX STATES AND UTs TILL 1 JANUARY 2023



**Source:** JJM IMIS system. Financial Progress. Format D1 - State wise Allocation, Release and Expenditure. Available online at: [https://ejalshakti.gov.in/IMISReports/Reports/Financial/rpt\\_RWS\\_StatewiseAllocationReleaseExpenditure\\_S.aspx?Rep=0&RP=Yhttps://ejalshakti.gov.in/IMISReports/Reports/Financial/rpt\\_RWS\\_StatewiseAllocationReleaseExpenditure\\_S.aspx?Rep=0&RP=Y](https://ejalshakti.gov.in/IMISReports/Reports/Financial/rpt_RWS_StatewiseAllocationReleaseExpenditure_S.aspx?Rep=0&RP=Yhttps://ejalshakti.gov.in/IMISReports/Reports/Financial/rpt_RWS_StatewiseAllocationReleaseExpenditure_S.aspx?Rep=0&RP=Y). Last accessed on 1 January 2023.

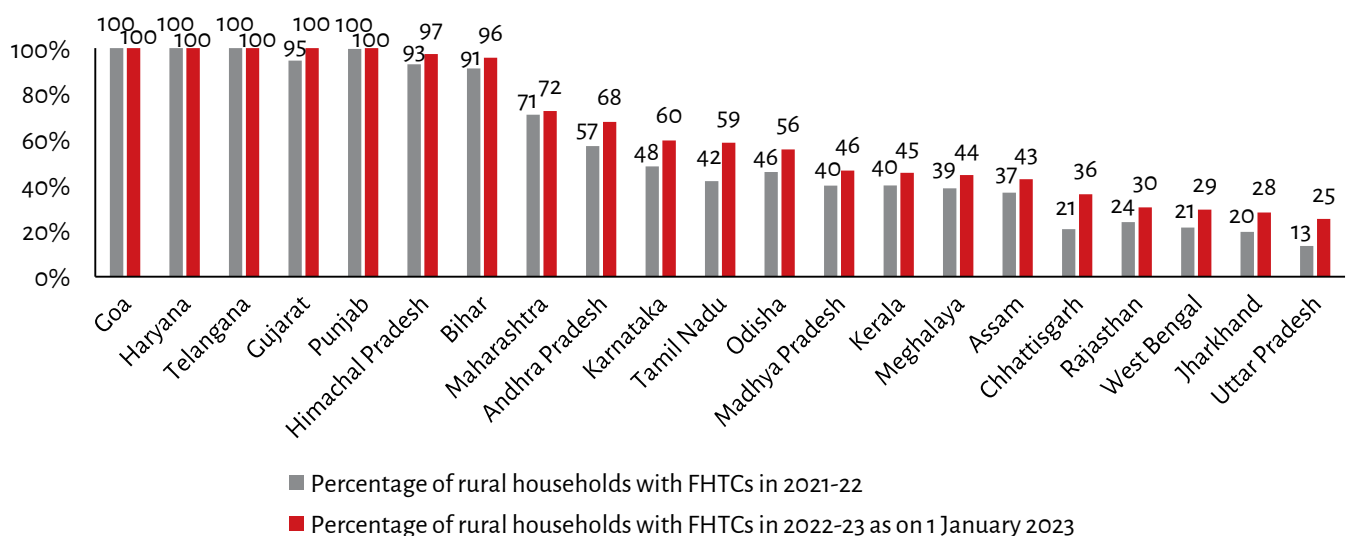
- According to an RTI from the MJS dated 28 November 2022, no state or UT submitted proposals for funds for NWQSM and JE-AES components in FY 2022-23, resulting in no expenditure on these components. The available opening balances in these two components remained unspent till 1 January 2023.
- Even in FY 2021-22, Tamil Nadu (1 per cent) and West Bengal (100 per cent) were the only two states that spent their opening balances for JE-AES.

## TRENDS IN COVERAGE

### Har Ghar Jal

- Har Ghar Jal aims at providing FHTCs to every rural household by 2024. The programme focuses on service delivery at the household level through regular water supply in adequate quantity, defined under JJM as 55 litres per capita, per day (lpcd), and of prescribed quality. Analysis has been conducted using both metrics.
- As on 1 January 2023, more than a year away from the completion date, 7.56 crore or 47 per cent of rural households had been provided FHTCs since the Mission's launch. Including those that already had FHTCs, a total of 10.79 crore rural households had FHTCs. This accounted for 56 per cent of rural households as per JJM MIS, up from 17 per cent in FY 2019-20, prior to the scheme's launch.
- In FY 2020-21, Goa was the first state in the country to provide FHTCs to all rural households, becoming the first 'Har Ghar Jal' certified state in the country. Dadra and Nagar Haveli and Daman and Diu is the first UT to have a 'Har Ghar Jal' certification.
- Other states that had achieved 100 per cent provision include Telangana, Haryana, Punjab and UTs - Puducherry, and Andaman and Nicobar Islands. In FY 2022-23, one more state, namely Gujarat had also achieved 100 per cent FHTC provision.
- In contrast to this, FHTCs coverage continued to be low in Rajasthan (30 per cent), West Bengal (29 per cent), Jharkhand (28 per cent), and Uttar Pradesh (25 per cent).

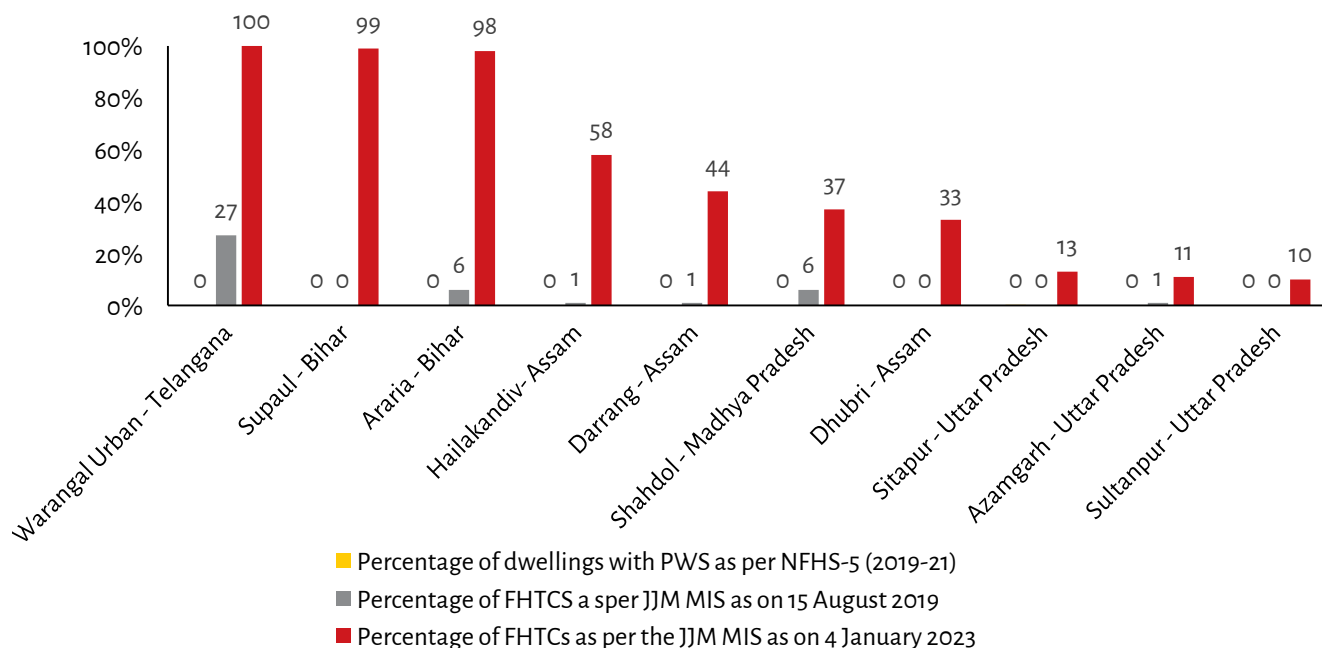
### AS ON 1 JANUARY 2023, 56% OF RURAL HOUSEHOLDS IN INDIA HAD FHTCS



Source: JJM IMIS system. Status of Tap Connections in Villages with Piped Water Supply (PWS). Available online at: [https://ejalshakti.gov.in/IMISReports/Reports/Physical/rpt\\_RWS\\_StateWiseTapConnection.aspx?Rep=O&RP=Y](https://ejalshakti.gov.in/IMISReports/Reports/Physical/rpt_RWS_StateWiseTapConnection.aspx?Rep=O&RP=Y). Last accessed on 1 January 2023.

- The fifth round of the National Family Health Survey (NFHS -5) was conducted from 2019 to 2021. The survey collects unit-level information on households with water supply piped into each dwelling.
- The worst performing districts (with no piped water in dwellings) were mapped against data in the JJM MIS to understand how these districts have progressed in installing FHTCs since the launch of JJM on 15 August 2019.

**WARANGAL URBAN IN TELANGANA HAD MADE THE MOST PROGRESS IN FHTC COVERAGE AT 100% FOLLOWED BY SUPAUL IN BIHAR AT 99% AS ON 4 JANUARY 2023**



**Source:** (1) National Family Health Survey - 5. Available online at: [https://www.dhsprogram.com/data/dataset/India\\_Standard-DHS\\_2020.cfm?flag=0](https://www.dhsprogram.com/data/dataset/India_Standard-DHS_2020.cfm?flag=0). Last accessed on 4 January 2023. (2) JJM IMIS system. Status of Tap Connections in Villages with PWS. Available online at: [https://ejalshakti.gov.in/IMISReports/Reports/Physical/rpt\\_RWS\\_StateWiseTapConnection.aspx?Rep=0&RP=Y](https://ejalshakti.gov.in/IMISReports/Reports/Physical/rpt_RWS_StateWiseTapConnection.aspx?Rep=0&RP=Y). Last accessed on 4 January 2023.

**Note:** Only rural households in Warangal Urban district have been considered for the analysis.

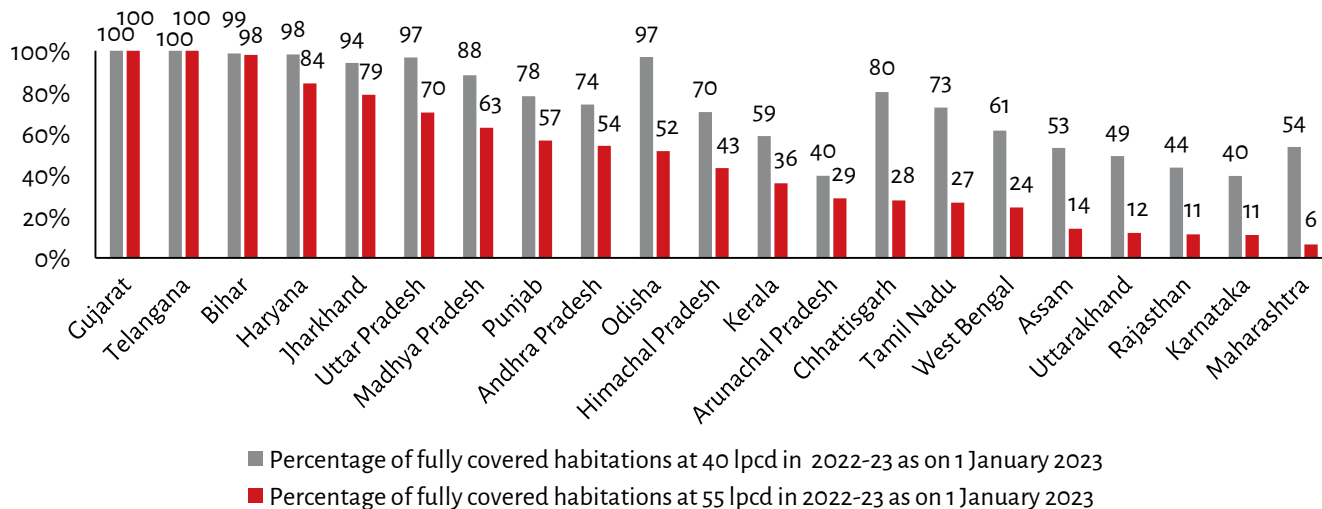
- Cumulatively, till 4 January 2023, districts that made the most progress included Warangal Urban in Telangana (100 per cent FHTC coverage), Supaul in Bihar (99 per cent FHTC coverage), and Araria in Bihar (98 per cent FHTC coverage).
- Among the worst performing NFHS-5 districts, those that still lagged behind included Sultanpur in Uttar Pradesh (10 per cent FHTC coverage) and Azamgarh in Uttar Pradesh (11 per cent FHTC coverage).

**Functionality of FHTC - Litres per capita, per day (lpcd)**

- A household tap connection is fully functional when potable water is provided in adequate quantity of at least 55 lpcd on a daily basis. It is considered partially functional if potable water is provided in a quantity of 40 to 55 lpcd daily for at least 9 to 12 months a year.
- As on 1 January 2023, 10 out of 37 states had partially functional FHTCs with 40 lpcd coverage over 80 per cent rural households. Of these states, Goa, Gujarat, and Telangana have consistently maintained 100 per cent 40 lpcd coverage since FY 2021-22.
- Using the 55 lpcd norms as prescribed by the scheme, only four states namely Bihar, Gujarat, Haryana, and Telangana had a coverage of at least 80 per cent of households in FY 2021-22. This remained the same in FY 2022-23. Of these, Gujarat and Telangana had 100 per cent of their rural habitations covered under 55 lpcd.



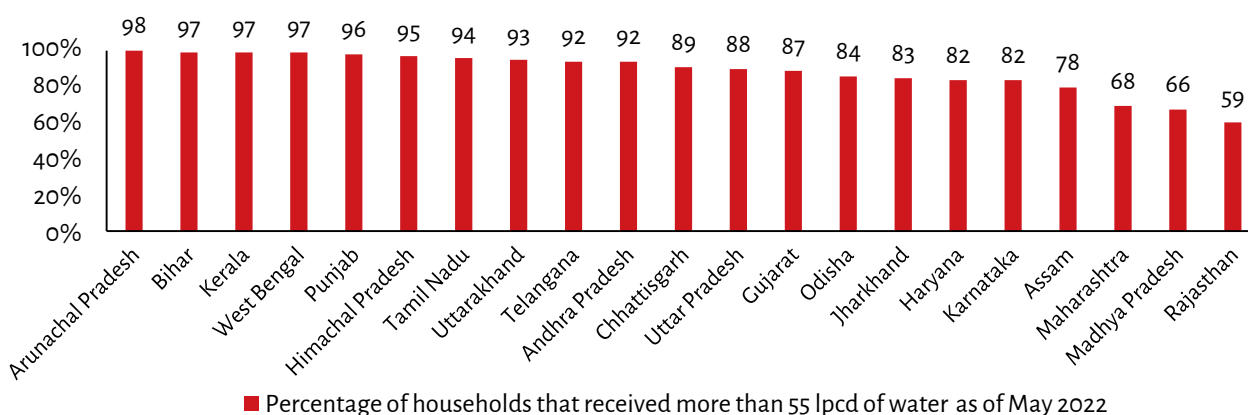
## 77% OF RURAL HOUSEHOLDS IN INDIA ARE COVERED BY 40 LPCD AND 47% BY 55 LPCD AS ON 1 JANUARY 2023



**Source:** JJM IMIS. Format 1: Achievement of Habitation. Available online at: [https://ejalshakti.gov.in/IMISReports/Reports/Physical/rpt\\_RWS\\_TargetAchievement\\_S.aspx?Rep=0&RP=Y&APP=IMIS](https://ejalshakti.gov.in/IMISReports/Reports/Physical/rpt_RWS_TargetAchievement_S.aspx?Rep=0&RP=Y&APP=IMIS). Last accessed on 1 January 2023.

- In 2022, DDWS and Kantar Public also conducted household surveys to understand functionality defined as all villages having a Piped Water Supply (PWS) scheme with 20 or more functional household tap connections. As per the report on Functionality Assessment of Household Tap Connections 2022, based on surveys across 3,01,389 households, not all FHTCs were functional. Of the households surveyed, 62 per cent had overall functionality in the household tap connections.
- Among states analysed and according to the report, 98 per cent households surveyed in Arunachal Pradesh received more than 55 lpcd. Other states with high percentage of households that received 55 lpcd water included Bihar (97 per cent), Kerala (97 per cent), and West Bengal (97 per cent). States with the lowest proportion of households that received water at 55 lpcd included Rajasthan (59 per cent), and Madhya Pradesh (66 per cent).

## 98% OF RURAL HOUSEHOLDS IN ARUNACHAL PRADESH RECEIVED MORE THAN 55 LPCD OF WATER

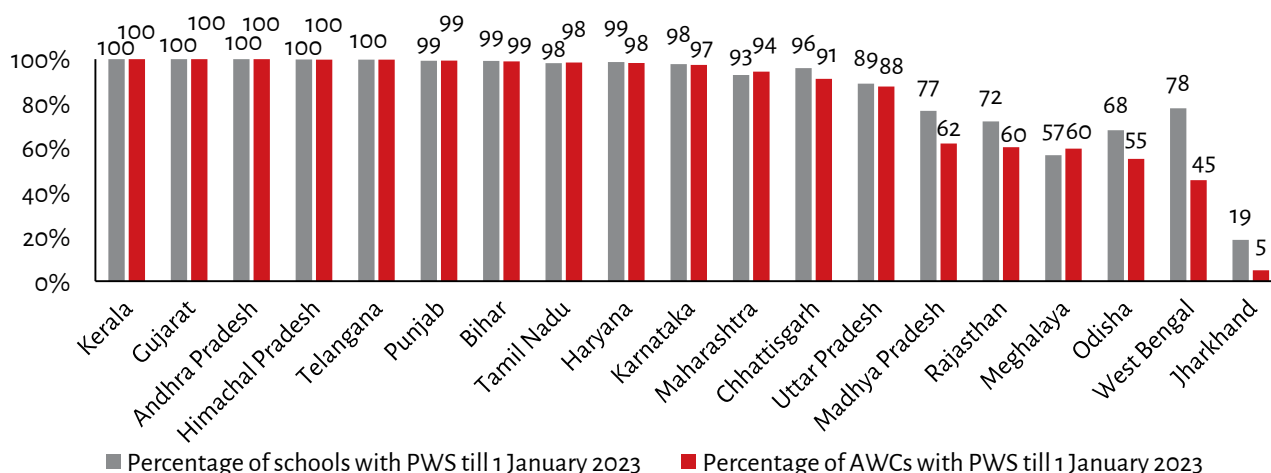


**Source:** Functionality Assessment of Household Tap Connections 2022 Report. Available online at: [https://jaljeevanmission.gov.in/sites/default/files/2022-10/national\\_report\\_of\\_functionality\\_assessment\\_2022.pdf](https://jaljeevanmission.gov.in/sites/default/files/2022-10/national_report_of_functionality_assessment_2022.pdf). Last accessed on 1 January 2023.

## PWS in Schools and Anganwadi Centres (AWCs)

- On 2 October 2020, MJS launched a mission-mode campaign to provide potable PWS in all rural schools and AWCs in the country within 100 days. The campaign was spearheaded by state Public Health Engineering Departments (PHEDs) and involved Gram Panchayats and their sub-committees, along with the departments of Education, Women and Child Welfare, and Tribal Welfare.
- By the end of 100 days, only seven states namely Andhra Pradesh, Haryana, Goa, Himachal Pradesh, Punjab, Tamil Nadu, and Telangana had provided all their schools with PWS. Similarly, six other states namely Andhra Pradesh, Haryana, Goa, Himachal Pradesh, Tamil Nadu, and Telangana had provided all their AWCs with PWS.
- The programme was extended due to delays and as on 1 January 2023, six states and three UTs had 100 per cent PWS in their schools with Gujarat and Kerala joining the list, and Punjab and Haryana observing a decrease in PWS. As on 1 January 2023, Gujarat, Uttarakhand, and Kerala joined the states with 100 per cent PWS in AWCs, while Tamil Nadu and Haryana observed a decrease.
- On 1 January 2023, states that had below 60 per cent coverage in schools included Jharkhand (19 per cent) and Meghalaya (57 per cent). States that had below 60 per cent coverage in AWCs include Jharkhand (5 per cent), West Bengal (45 per cent), and Odisha (55 per cent).

### 85% OF SCHOOLS AND 81% OF AWCs IN RURAL INDIA HAD PWS AS ON 1 JANUARY 2023



**Source:** Tap Water Supply in schools and AWCs. Available online at: [https://ejalshakti.gov.in/ijmreport/School/JJMSchool\\_India.aspx](https://ejalshakti.gov.in/ijmreport/School/JJMSchool_India.aspx). Last accessed on 1 January 2023.

## PWS in Priority Areas

- JJM also tries to ensure PWS to GP buildings, Community Centres, Health Centres, Wellness Centres, Ashram Shalas and other government buildings in rural areas. As on 1 January 2023, 76 per cent of such buildings in priority areas have been provided with PWS.
- PWS availability is the highest for Ashram Shalas (93 per cent), followed by other government offices (92 per cent). This was followed by GP buildings/Panchayat Chars (77 per cent), and health centres (71 per cent), community centres (68 per cent), and community toilets (67 per cent).

- Among the 117 districts in India identified as Aspirational Districts by the NITI Aayog, 54 per cent of the households have tap water connections since the launch of JJM. States like Haryana, Telangana, Himachal Pradesh, Punjab, and Bihar have covered more than 98 per cent of their households in the Aspirational Districts with tap connections. States like Uttar Pradesh, Chhattisgarh, Rajasthan, Jharkhand, Tamil Nadu, West Bengal, Uttarakhand, and Kerala have less than 30 per cent household coverage.

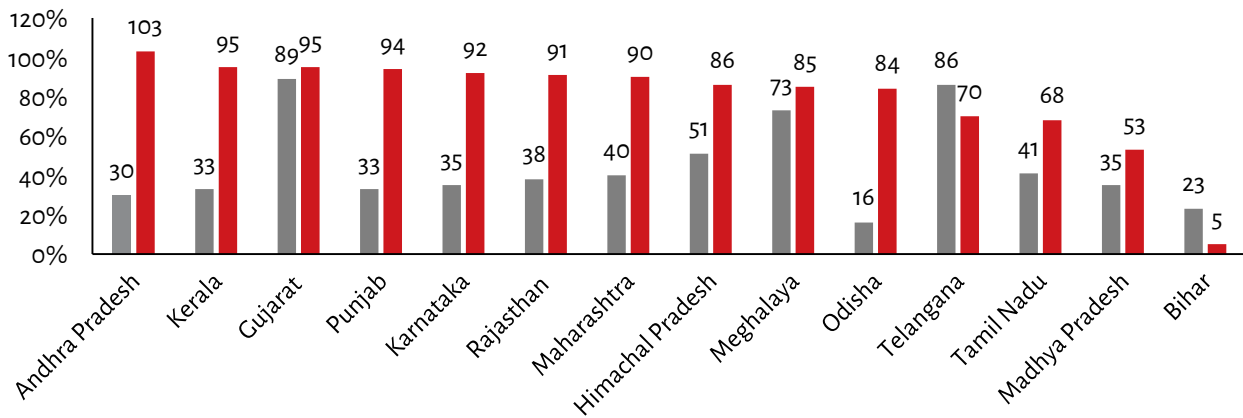
## WATER QUALITY TESTING AND MONITORING

- There are 25,200 rural habitations spread across 210 districts in 16 states and UTs in India that are affected by contaminated water having fluoride, arsenic, iron, salinity, nitrate and other heavy metals as on 1 January 2023.
- With the quality of water being a priority within JJM, new labs have been set up in rural areas. The Water Quality Monitoring and Surveillance (WQMS) framework was launched on a priority basis on 2 October 2021. Of the total funds allocated to states, 10 per cent weightage is given to areas with quality-affected habitations, and 2 per cent of allocation to states can be used for WQMS.
- As on 1 January 2023, 2,075 testing laboratories were active in the country, an increase of 59 testing laboratories from the same day in the previous year.
- Field Testing Kits (FTKs) are used to carry out water quality surveillance in every village. The JJM guidelines suggest that at least five women of every village are to be trained in using FTKs, and for monitoring the quality of water and updating data on WQMIS. As per this, the number of women trained in FTK across all villages in the country should be 33.39 lakh.
- Training, however, has been slow. As per an RTI response from MJS dated 28 December 2022, around 16 lakh (49 per cent) women had been trained across the country for this purpose. Proportionate to the number of women that should be trained, Chhattisgarh (98 per cent) and Haryana (98 per cent) had trained the most women for testing water using FTK. In contrast, Jharkhand (6 per cent) and Bihar (0 per cent) had trained the least.

## PAANI SAMITIS AND OPERATIONS AND MAINTENANCE (O AND M)

- JJM guidelines identify O and M as a critical aspect for ensuring sustainability of the infrastructure for FHTCs. The guidelines highlight the need for greater financial allocations for the upkeep of water systems.
- JJM places the responsibility for O and M on the villages through the constitution of *Paani Samitis*. These sub-committees at the Gram Panchayat are expected to decide and collect a user fee for cost recovery of the scheme.
- There are significant differences in the number of *Paani Samitis* as reported by the administrative data in the JJM MIS and those reported in the National Report on Functionality Assessment of Household Tap Connections 2022. While some differences are natural given different methodologies (one is a sample survey and the other is administrative data), the gap was significant. For instance, while the MIS reported 76 per cent of villages with *Paani Samitis*, the same reported in the survey was only 38 per cent across the country.
- Differences were most acute for Andhra Pradesh (73 percentage points), Odisha (68 percentage points), Kerala (62 percentage points), and Punjab (61 percentage points). In contrast, both administrative data and the survey reported relatively high presence of *Paani Samitis* in Meghalaya and Telangana.
- The survey also found that only 14 per cent of villages had *Paani Samitis* that were actively responsible for O and M for PWS schemes, of which 88 per cent had reported having at least one meeting in the year the survey was conducted.

## ANDHRA PRADESH OBSERVED THE LARGEST DIFFERENCE IN PRESENCE OF PAANI SAMITIS



- Percentage of villages that reported presence of *Paani Samitis* as per National Report on Functionality Assessment 2022
- Percentage of villages with *Paani Samitis* as per JJM MIS as on 1 January 2023

**Source:** (1) Functionality Assessment of Household Tap Connections 2022 Report. Available online at: [https://jaljeevanmission.gov.in/sites/default/files/2022-10/national\\_report\\_of\\_functionality\\_assessment\\_2022.pdf](https://jaljeevanmission.gov.in/sites/default/files/2022-10/national_report_of_functionality_assessment_2022.pdf). Last accessed on 1 January 2023. (2) JJM IMIS system. Report on Physical Progress. Available online at: <https://ejalshakti.gov.in/IMISReports/Reports/physical/JJMPhysicalProgress.aspx?Rep=0>. Last accessed on 1 January 2023.